



USER MANUAL

PSP-108

Idea 8-Port True 4K Advanced HDMI
Splitter Solution





Package content:



Smart splitter

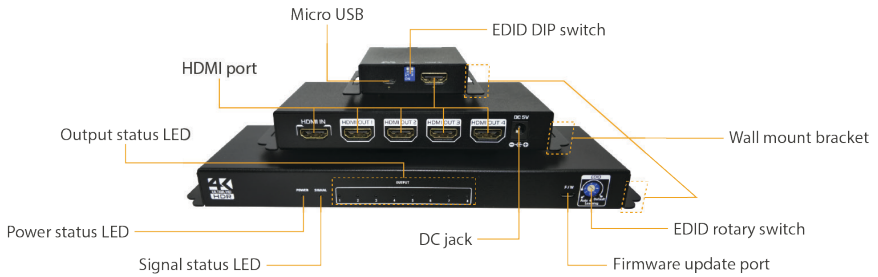


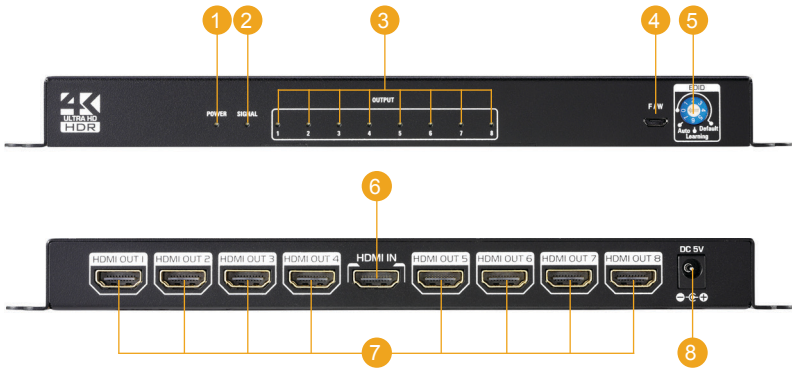
Power adapter




Instruction Sheet

Physical views and features:





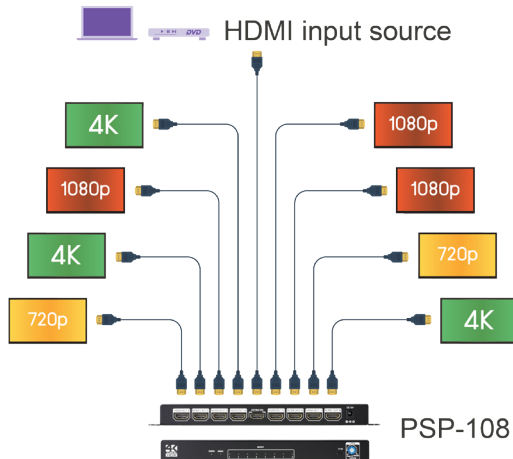
- 1 **Power LED:** Visible light indicates splitter is ready for use.
- 2 **Signal LED:** Visible light indicates input is recognized by splitter.
- 3 **Output LED:** Indicators which corresponds to each HDMI-Out.
- 4 **Micro-USB Port:** Support for firmware update.
- 5 **EDID Mode:** Choose splitter performance by adjusting rotary switch.
(See next page for rotary switch settings)
- 6 **HDMI-In:** Input to connect splitter to a HDMI source.
- 7 **HDMI-Out 1-8:** Outputs to HDMI-compatible displays.
- 8 **5 V DC Port:** Input to connect splitter to the 5 V DC power supply.

Rotary Switch	Description
	0 Ultra HD (4K2K @ 60) - 8 / 10 / 12 bit 3D HDR video & 7.1 CH audio
	1 Ultra HD (4K2K @ 60) - 8 / 10 / 12 bit 3D HDR video & 2 CH audio
	2 Ultra HD (4K2K @ 30) (4K2K @ 60 4:2:0) - 8 / 10 / 12 bit 3D HDR video & 7.1 CH audio
	3 Ultra HD (4K2K @30) (4K2K @ 60 4:2:0) - 8 / 10 / 12 bit 3D HDR video & 2 CH audio
	4 Full HD (1080p @ 60) - 12 bit 3D video & 7.1 CH audio
	5 Full HD (1080p @ 60) - 8 bit 2D video & 2 CH audio
	6 Learning EDID from output 1
	7 Automatic EDID analysis learning mode (Detect and analyze the EDID content of the all connected HDMI-compatible displays and the display with the highest resolution will be used as the main EDID reference for all incoming HDMI-compatible displays)

Installation:

How to broadcast one HDMI signal to eight HDMI-compatible displays?

- 1 Power down all devices intended for use, including the HDMI-compatible displays which will be connected to HDMI-Out 1-8.
- 2 Connect the HDMI-compatible displays to HDMI-Out 1-8.
- 3 Connect the splitter to a HDMI source, such as a Blu-ray Disc player, to the HDMI-In.
- 4 Connect the splitter to the supplied 5 V DC power supply.
- 5 Power on the connected HDMI-compatible displays.
- 6 Power on the connected HDMI source.



Troubleshooting:

To ensure proper video outputs from the splitter, the user needs to make sure the following splitter implementation requirements are satisfied:

- 1 Connected HDMI-compatible displays support Full HD videos.
- 2 Connected HDMI-compatible display with the lowest resolution must be connected to HDMI-Out 1.
- 3 Restart the splitter after every adjustment made to the EDID rotary switch.

If the splitter continues to project inaccurate video outputs, even when the requirements above are satisfied, the users are recommended to go through the steps below to troubleshoot this issue.


Set to Full HD (1080p @ 60) - 8 bit 2D video & 2 CH audio

- 1 Set the rotary switch to "Mode 5."
- 2 Restart the splitter.



Set to Learning EDID from output 1

- 1 Set the rotary switch to "Mode 6."
- 2 Restart the splitter.
- 3 Splitter will automatically learn EDID settings.



To update splitter firmware, follow the steps below (applicable in any mode):

- 1 Save the firmware file (.bin) and update software in a folder.
- 2 Connect the splitter to PC via Micro-USB port.
- 3 Execute the update software and the splitter will automatically start updating its firmware.
- 4 When the "Success" notification appears, firmware update is complete and the update software will close automatically.
- 5 Restart the splitter and it will be ready for use.

Important Information:

- 1 HDR = High Dynamic Range
- 2 The video bandwidth of 4K2K @ 60 4:2:0 10 bits (HDR) is 384 MHz, and the 4K2K @ 60 4:4:4 8 bits is 594 MHz.
- 3 PSP-108 does not support the following functions:
 - 1 Resolution downscaling from 4K2K @ 60 4:2:2 to 1080p.
 - 2 4K2K @ 60 4:2:2 to 4K2K @ 60 4:2:0.
 - 3 Frame rate conversion.
- 4 PSP-108 can bypass 4K HDR data content but, CANNOT process it and make HDR content completely fit into 1080p.

Technical Specification:

PSP-108 Functions	
HDMI compliance	HDMI 2.0a
HDCP compliance	HDCP 2.2 / 1.4
Input	HDMI x 1
Output	HDMI x 8
HDMI connector	Type A (19-pin female)
Video bandwidth	Single-link 600 MHz (18 Gbps)
Video support	HDR 4K2K @ 60 (4:2:0 10 bits) / 4K2K @ 60 (4:4:4 8 bits)
Audio support	DTS-HD Master Audio, Dolby TrueHD Dolby Digital, DTS, DVD-Audio, LPCM, SACD, MPCM
Rotary switch	EDID mode selection
ESD protection	Human body level (± 15 kV air-gap discharge & ± 8 kV contact discharge)
Firmware update	Via Micro-USB port

PSP-108 Mechanical	
Dimension	
System	232 mm x 68 mm x 23 mm (9.1" x 2.7" x 0.9")
Package	325 mm x 196 mm x 92 mm (12.7" x 7.7" x 3.6")
Weight	
System	439 g (0.97 lb)
Package	805 g (1.78 lb)
Housing	Metal enclosure
Power supply	5 V / 2 A DC
Power connector	Power adapter
Power consumption	7 W (max)
Operation temperature	0 ~ 40° C (32 ~ 104° F)
Storage temperature	-20 ~ 60° C (-4 ~ 140° F)
Humidity	20 ~ 90 % RH (no condensation)
Accessory	Instruction sheet



IAdea Headquarters

3F, No.21, Lane 168, Xiangshan Road
Taipei, Taiwan 114
Phone: +886-2-2791-1110
Fax: +886-2-2791-1170
Email: sales@IAdea.com

IAdea America Corp.

20 Fairbanks, suite 170
Irvine, CA 92618
USA
Phone: +1-949-305-6489
Email: us-sales@IAdea.com