

# IAdea Technical Document

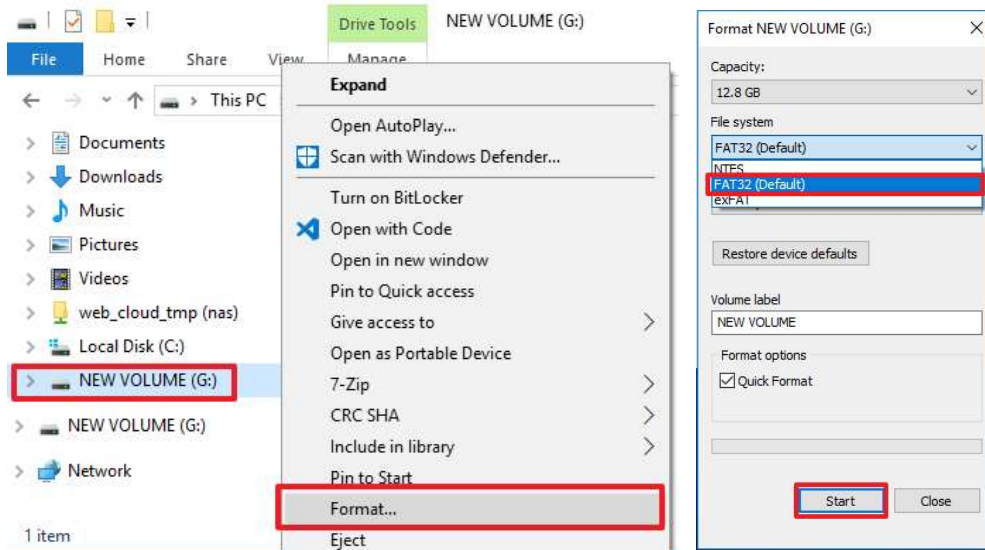
|                        |  |               |    |
|------------------------|--|---------------|----|
| <b>Date</b>            | 2018/05/30   | <b>OS/ FW</b> | NA |
| <b>Topic</b>           | <b>How to update firmware or addon packages via USB flash drive</b>    |               |    |
| <b>Keyword</b>         | firmware update, USB stick, USB drive, addon, pkg, package             |               |    |
| <b>Related Product</b> | All models, MBR-1100, XDS-1078, XDS-2170, XMP-6250, XMP-6400, XMP-7300 |               |    |
| <b>Prerequisite</b>    | FAT32 USB flash drive  |               |    |

## ❖ Summary

Firmware update allows one to change the functionality of an IAdea device. This document presents step-by-step instruction on how to perform a firmware update.

## ❖ Prerequisite

1. Prepare USB flash drive and format it into FAT32.



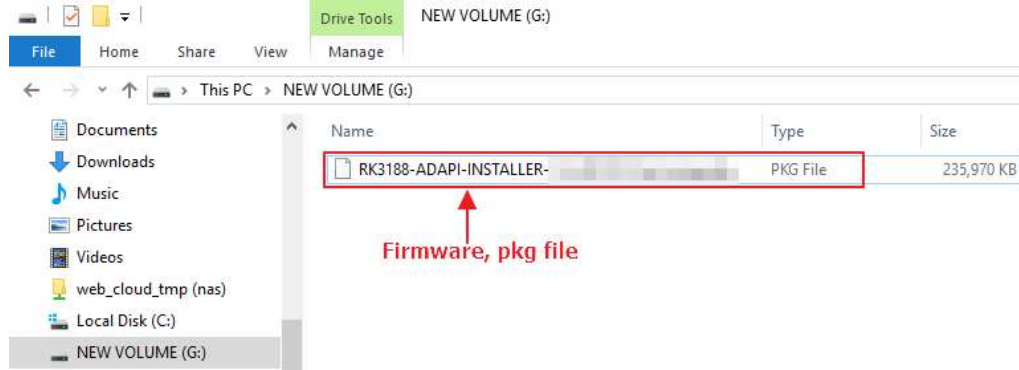
## ❖ Outline

1. Copy and paste the firmware to USB flash drive
2. Insert USB flash drive to IAdea devices
3. Power on IAdea devices and select firmware update function
4. Reboot and run the update process automatically.

## ❖ Instructions

### 1. Copy and paste the firmware to USB flash drive.

#### ▼ 1-1 Copy and paste the firmware to USB drive.

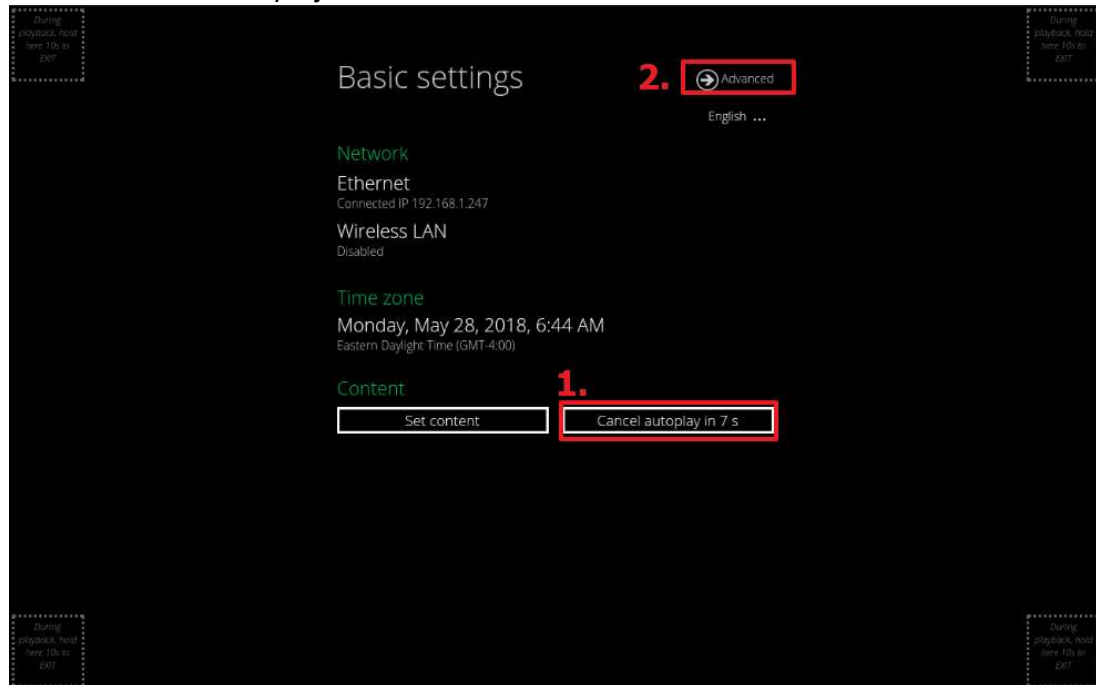


### 2. Insert USB flash drive to IAdea devices.

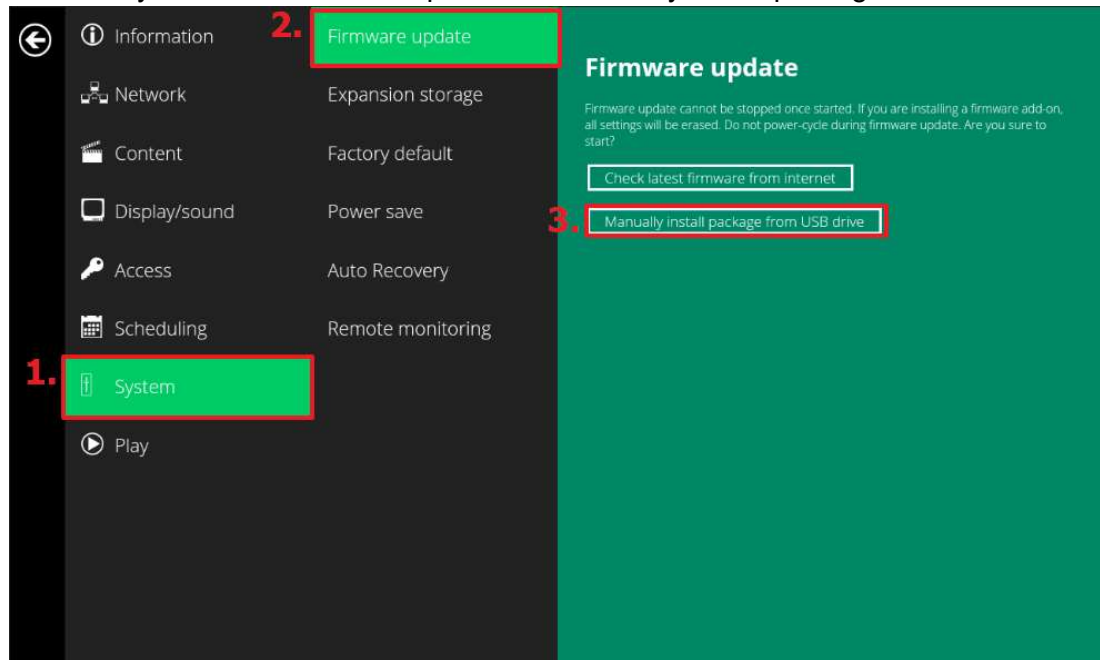
### 3. Power on IAdea devices and select firmware update function.

After inserting USB flash drive and powering on IAdea devices, you can follow the screenshot indication to select firmware update function.

#### ▼ 3-1 “Cancel autoplay in 15 s” and then select “Advanced”

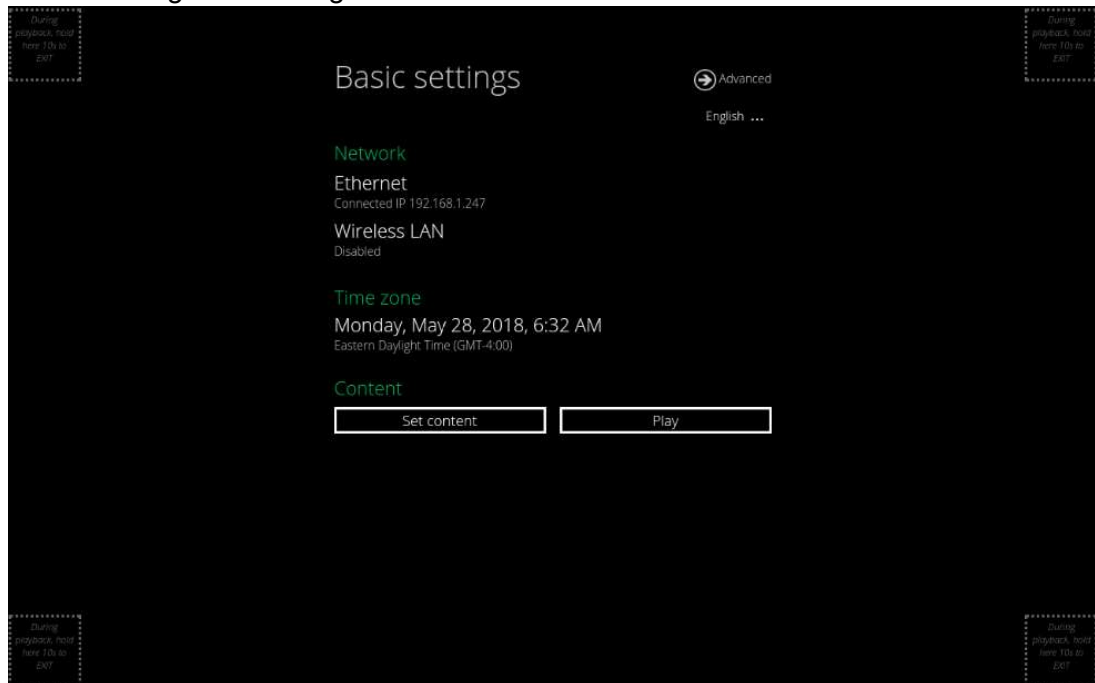


▼ 3-2 “System” → “Firmware update” → “Manually install package from USB drive”



**4. Reboot and run the update process automatically.**

After IAdea devices access packages files in USB flash drive, it will reboot automatically to run firmware update. Once the process is done, it will start from “Basic settings” screen again.





## ❖ Conclusion

IAdea devices have the feature with firmware update to create a variety of custom applications. By the instructions in the document, it is easy to update firmware or add-on packages via USB flash drive.

--

### About IAdea

IAdea strives to enable intelligent applications that touch every aspect of your business – customer satisfaction, employee productivity, operation efficiency and most importantly, enhanced quality of overall digital experience.

We are the compute engine behind more than 200,000 displays worldwide. Whether your business is in retail or corporate communications, workplace management or transportation, work with us and be a part of our award-winning team.

For more information, visit [www.IAdea.com](http://www.IAdea.com).